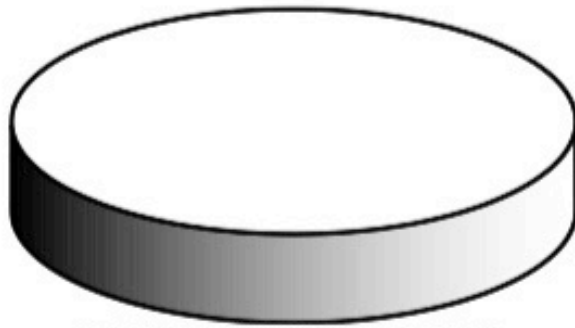


SUGGESTED DISTRIBUTIONS OF SCHOOL COUNSELOR TIME Time Distribution Elementary Level



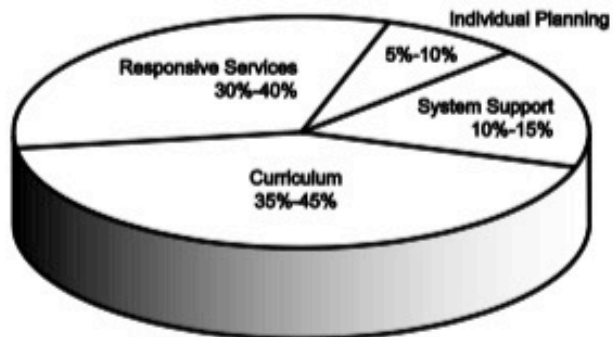
Current District Program Percentages

Current District Program Percentages:

- _____ Guidance curriculum
- _____ Individual planning
- _____ Responsive services
- _____ System support
- _____ Non-guidance

State-Suggested Percentages:

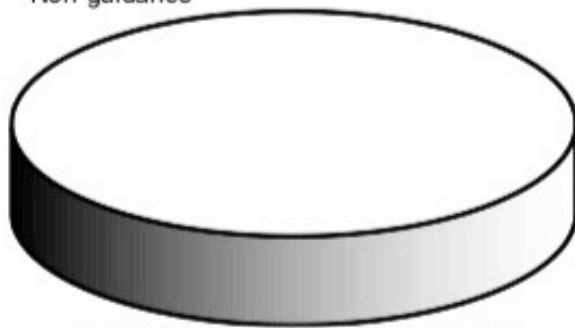
- 35%-45%
- Guidance curriculum
- 5%-10%
- Individual planning
- 30%-40%
- Responsive services
- 10%-15%
- System support
- 0%
- Non-guidance



State Suggested Percentages

Desired District Program Percentages:

- _____ Guidance curriculum
- _____ Individual planning
- _____ Responsive services
- _____ System support
- _____ Non-guidance



Desired District Program Percentages